



NFCH

NICH



Limited Edition
Kram



Purple / Gold



Dark Green / Gold



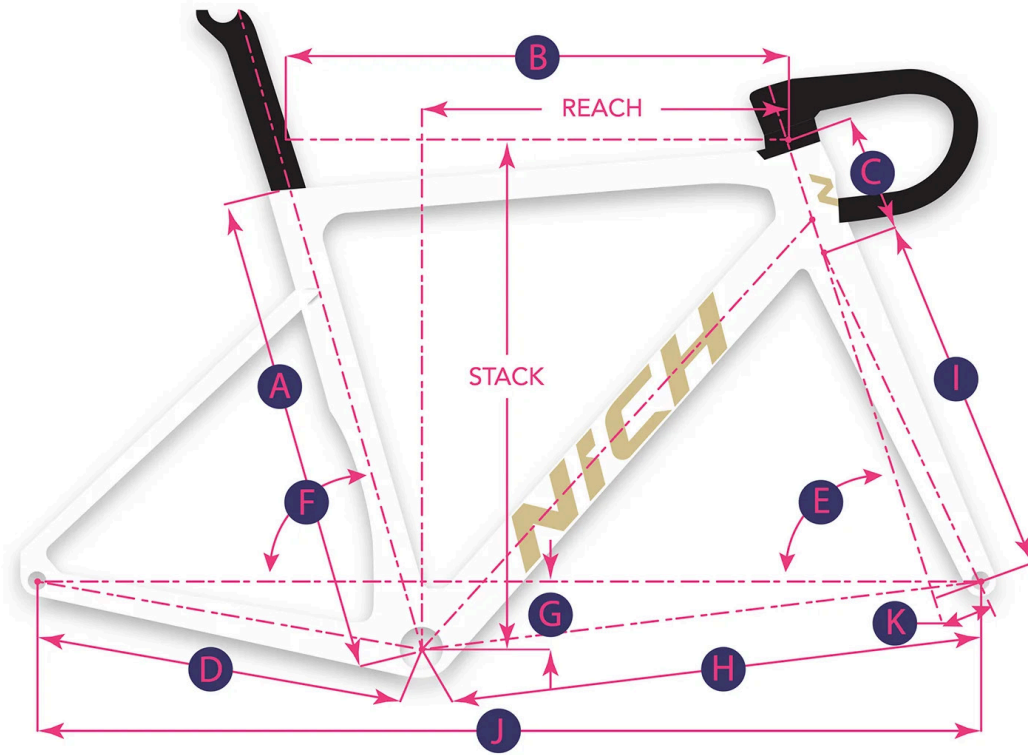
Dark Grey / Pink

SPECIFICATION

FRAME MATERIAL	: HI - MODULUS CARBON TORAY 800
FORK	: FULL CARBON TORAY 800
SYSTEM	: INTERNAL CABLE & DI2 : DISC BRAKE ONLY
SEATPOST	: CARBON SETBACK 15MM
HANDSET	: CARBON INTERGATE STEM
DERAILLEUR	: ALUMINUM PLUG - IN
HEADSET	: FSA (1 - 1/8" TO 1 - 1/4")
BOTTOM BRACKET	: PRESSFIT 86 CARBON
FRAME WEIGHT	: 880 GRAMS (SIZE S WITH PAINTED)
FORK WEIGHT	: 420 GRAMS (UNCUT)
HANDLEBAR WEIGHT	: 370 GRAMS (STEM + HAND INTEGATE)
SEATPOST WEIGHT	: 160 GRAMS (INCLUDE CLAMP - LOCK)
TYRE MAX WIDTH	: 32MM



Legend





GEOMETRY

Legend

FRAME SIZE	XXS	XS	S	M	L	XL
RIDER HIGHT	155 - 166	165 - 175	170 - 180	175 - 185	180 - 190	185 - 195
ST LENGTH (A)	430	460	490	520	550	580
ETT LENGTH (B)	505	520	535	550	570	590
HT LENGTH(C)	102	112	127	147	167	192
CHAIN STAY (D)	408	408	408	408	408	408
HT ANGLE (E)	70.8	71.4	72	73	73	73
ST ANGLE (F)	75	74.5	74	73.5	73	72.5
BB DROP (G)	71	71	71	70	70	70
FRONT CENTER (H)	571	576	583	588	601	615
FORK LENGTH (I)	370	370	370	370	370	370
WHEELBASE (J)	966	972	981	985	999	1012
FORK OFFESET (K)	45	45	45	45	45	45
SEAT SETBACK	15	15	15	15	15	15
REACH	370	376	383	390	397	404
STACK	500	512	530	549	571	595

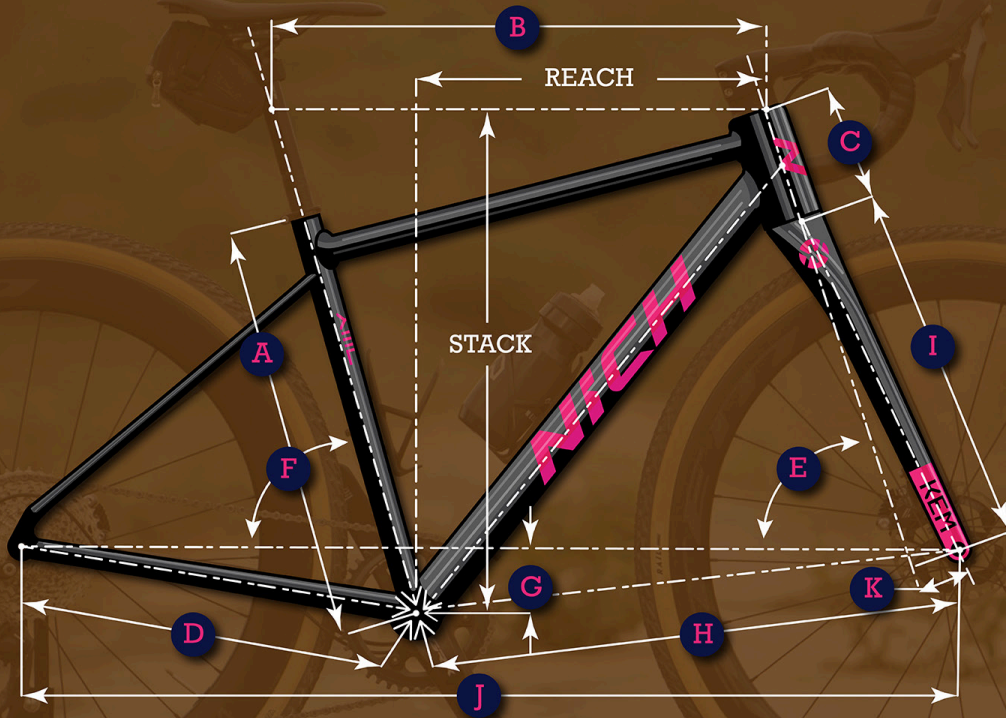
NICH



SPECIFICATION

FRAME MATERIAL	: ALUMINUM 6061, 6066
FORK	: FULL CARBON
SYSTEM	: INTERNAL CABLE BRAKE / DI2 READY
SEATPOST	: 27.2MM (NOT INCLUDE)
TIRES CLEARANCE	: MAX 45MM
HEADSET	: FSA (1 - 1/8" TO 1 - 1/2")
FRONT DERAILUER CLAMP	: 31.8
BOTTOM BRACKET	: BSA
THRU-AXLE	: 1.5MM
WEIGHT	: 1600 GRAMS (SIZE S)
FORK WEIGHT	: 440 GRAMS (UNCUT)

KEM



GEOMETRY

KEM

FRAME SIZE	XXS	XS	S	M	L
RIDER HEIGHT	150 - 165	165 - 175	170 - 180	175 - 185	180 - 190
TT LENGTH (A)	420	460	500	550	600
TOPTUBE (B)	506	534	551	564	583
HT LENGTH (C)	90	120	150	180	210
RC (D)	435	435	435	435	435
HT ANGLE (E)	71	71	72	72	72
ST ANGLE (F)	75	74	74	74	74
BB DROP (G)	75	75	75	75	75
FRONT CENTER (H)	578	597	606	620	640
FORK LENGTH (I)	395	395	395	395	395
W.B. (J)	1001	1021	1030	1044	1064
FORK OFFSET (K)	50	50	50	50	50
REACH (R)	367	377	385	390	400
STACK (S)	520	548	580	609	637

NICH



White / Gold



Black / Red



Metallic Black



Titanium Grey

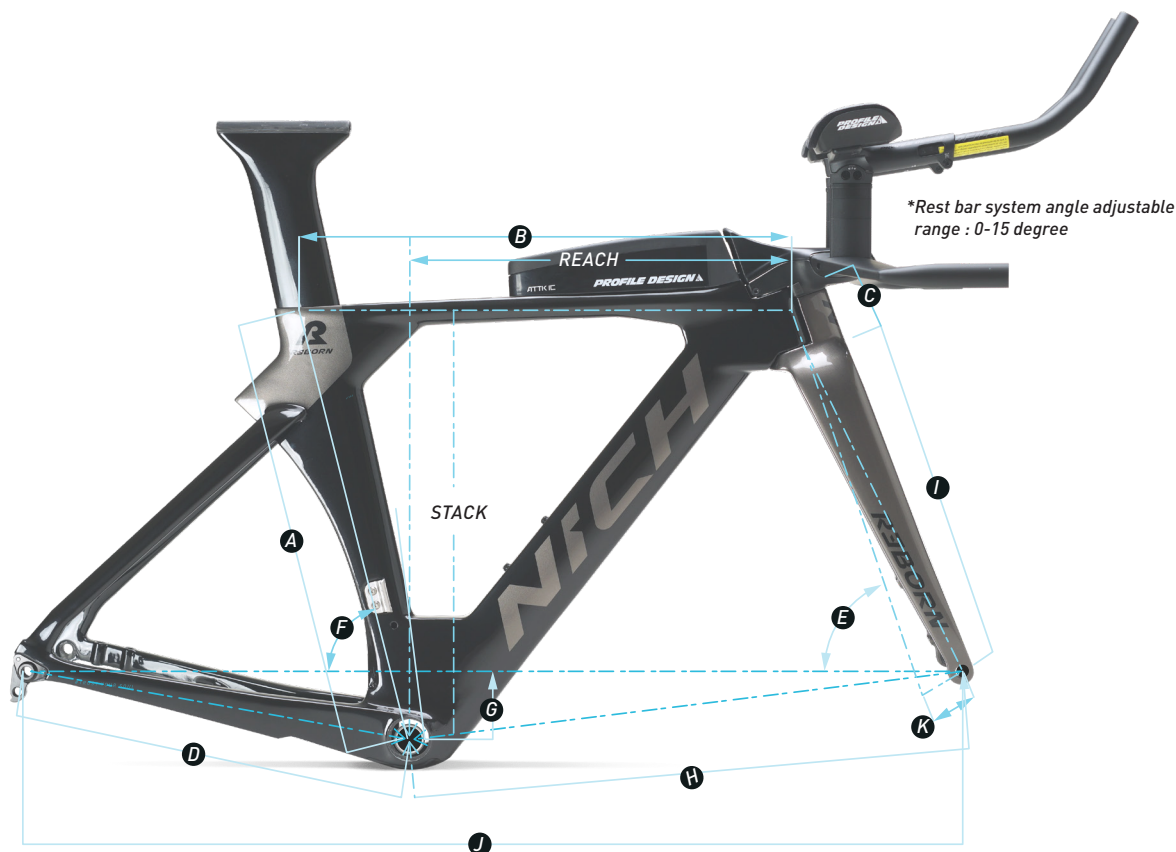
SPECIFICATION

TIMETRIAL AND TRIATHLON FRAMESET

FRAME MATERIAL	: HI - MODULUS CARBON TORAY 800
FORK	: FULL CARBON TORAY 800
SYSTEM	: INTERNAL CABLE & DI2 : DISCBRAKE ONLY
SEATPOST	: CARBON
HANDSET	: CARBON BASE BAR + PROFILE DESIGN ALLOY TRIBAR WITH STACK SPACER
DERAILLEUR	: ALUMINUM PLUG - IN
HEADSET	: FSA (1 - 1/8" TO 1 - 1/3")
BOTTOM BRACKET	: PRESSFIT 86 CARBON
FRAME WEIGHT	: 1300 GRAMS (SIZE S)
FORK WEIGHT	: 440 GRAMS
HANDLEBAR WEIGHT	: 321 GRAMS
SEATPOST WEIGHT	: 250 GRAMS
TYRE MAX WIDTH	: 28MM



REBORN



GEOMETRY

REBORN

FRAME SIZE	XS	S	M	L
(A)	460	495	526	557
(B)	479.8	502.9	528.8	560.1
(C)	61.3	67.2	97	128.5
(D)	408	408	408	408
(E)	71	72	72.5	72.5
(F)	78	78	78	78
(G)	75	75	75	75
(H)	573	584	609	643
(I)	371	371	371	371
(J)	960	971	996	1030
(K)	50	45	45	45
REACH	381.2	401.8	421.5	446.3
STACK	464	475	506	535
STAND OVER	720	750	780	810

NICH



SIGNATURE

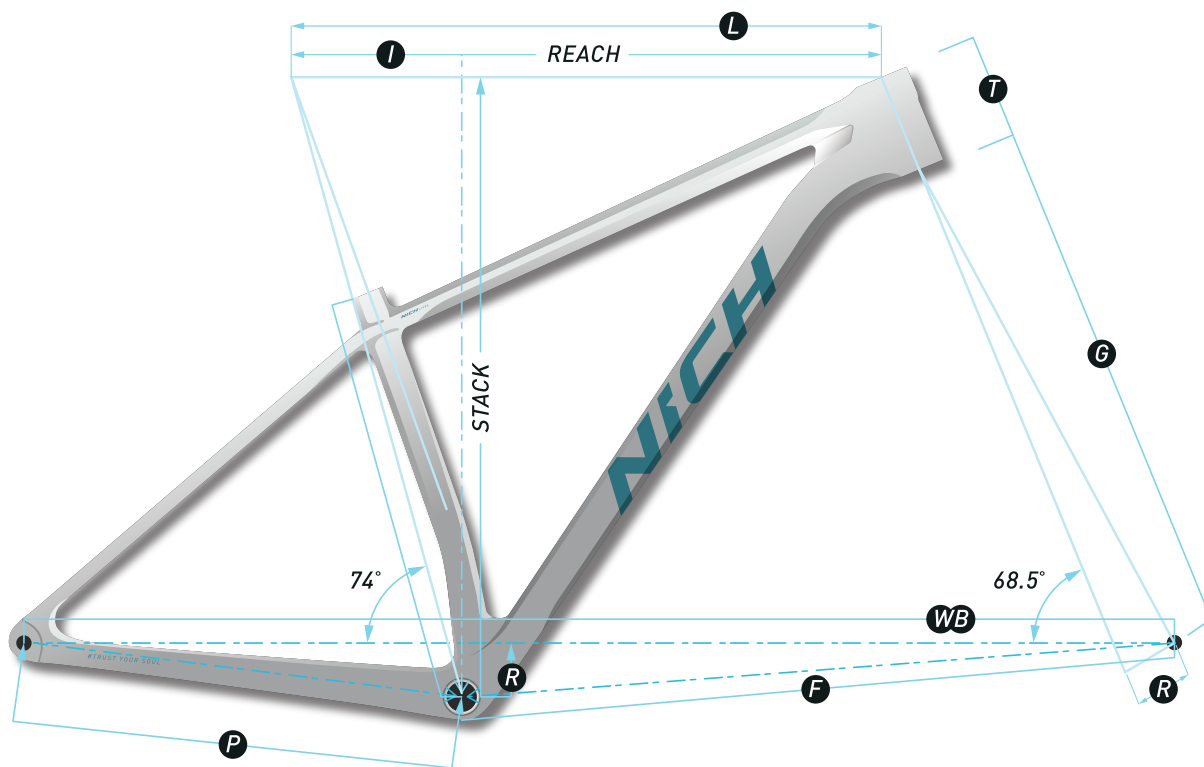
SPECIFICATION

MTB 2025

FRAME MATERIAL	:	CARBON TORAY 800 HIGH - MOD
FRAME WEIGHT	:	1000 GRAMS (SIZE M)
BB	:	PF86
HANGER	:	UDH SYSTEM
REAR WHEEL	:	148MM
CABLE ROUTING	:	INTERNAL ROUTING.
HEADSET	:	OVERSIZE 1 1/2 TAPPER HEADSET
SEATPOST	:	27.2MM
SIZE AVAILABLE	:	15 (S) / 17 (M) / 19 (L)

ESTIMATE PRODUCT FINISH : OCT - DEC 2024




SIGNATURE



GEOMETRY

SIGNATURE

FRAME SIZE	S	M	L
(CF)	385	430	480
(L)	579	604	633
(I)	174.9	176.5	179
(A)	74	74	74
(B)	68.5	68.5	68.5
(F)	667.5	692.4	722.7
(P)	425	425	425
(T)	95	100	110
(D)	63	63	63
(K)	42	42	42
(G)	506	506	506
STACK	609.5	614.2	623.5
REACH	404.1	427.5	454
WB	1084.8	1109.8	1140.3



NICH

**45
MM.**

**60
MM.**



SPECIFICATION

45 MM. / 60 MM.

DISC BRAKE WHEELSET FOR GRAVEL AND ROAD

FREEHUB	: SHIMANO 11 - 12S / SRAM XDR
HUB SYSTEM	: PAWL
RIM TYPE	: HOOKED, CLINCHER / TUBELESS READY
SPOKE	: SAPIM CX - RAY BLACK, NIPPLE SAPIM BRASS, FRONT 24 / REAR 24
INNER/OUTER WIDTH	: 21MM / 27MM
RIM DEPTH	: 45MM / 60MM / 45 - 60MM
BEARING	: STAINLESS BALL BEARING
TOTAL WEIGHT	: 45MM 1390 GRAMS / 60MM 1520 GRAMS

ATEM 4s



3.8 Series



5.5 Series



SPECIFICATION

3.8 SERIES / 5.5 SERIES

REVOLUTION OF WAVE RIM WITH ASYMMESTRIC CURVE, AERO DYNAMIC AND BETTER CONTROL FOR MULTI - DIRECTION OF WIND.

- FREEHUB** : SHIMANO 11 - 12S / SRAM XDR
- HUBSYSTEM** : RATCHET
- RIM TYPE** : HOOKED, CLINCHER / TUBELESS READY
- SPOKE** : CARBON SPOKE, FRONT 21 / REAR 24
- INNER / OUTER WIDTH** : 21MM / 28MM
- RIM DEPTH** : 3.8MM / 5.5MM / 3.8 - 5.5MM
- BEARING** : CERAMIC BALL BEARING
- TOTAL WEIGHT** : 3.8MM 1270 GRAMS / 5.5MM 1370 GRAMS

NICH



Silver



Black

SPECIFICATION

SILVER / BLACK

THE BRUTAL SPEED 2025 WHEEL. WEIGHT 980 GRAMS, SUPERLIGHT AND THE BEST STIFFNESS, BRUTAL SPEED IS DESIGN FOR CLINCHER AND TUBELESS READY WHICH IS PERFECT FOR TRIATHLON AND TIMETRIAL.

THE WEIGHT IS 980 GRAMS WHICH IS SUPER LIGHT IN THE WORLD MARKET NOW.

FREEHUB	:	SHIMANO / SRAM XDR
HUBSYSTEM	:	PG RATCHET
TYPE	:	DISCBRAKE ONLY
INNER/OUTER WIDTH	:	20MM / 26MM
BEARING	:	CERAMIC
TOTAL WEIGHT	:	980 GRAMS

COMING WITH TUBELESS VALVE,
ADAPTER AIR PUMP FOR DISCWHEEL, RIM TAPE

BRUTAL SPEED